

MONTHLY MEMBERSHIP PROGRESS REPORT

District N 2

Results as of: 10/31/2023

GMT:

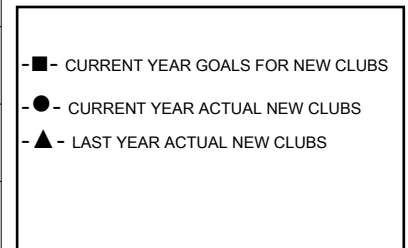
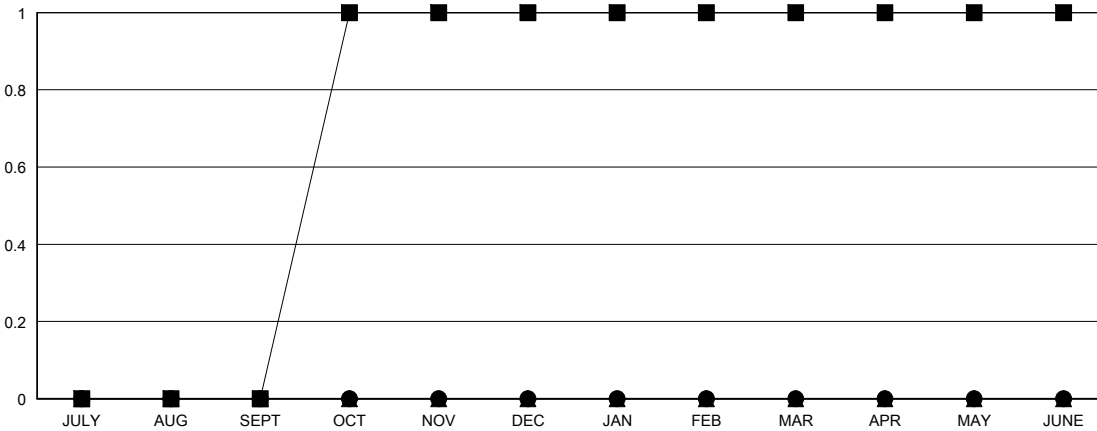
LOCATION NOVA SCOTIA

GMT CA

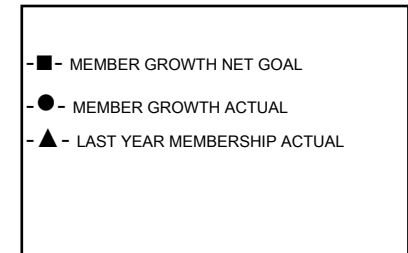
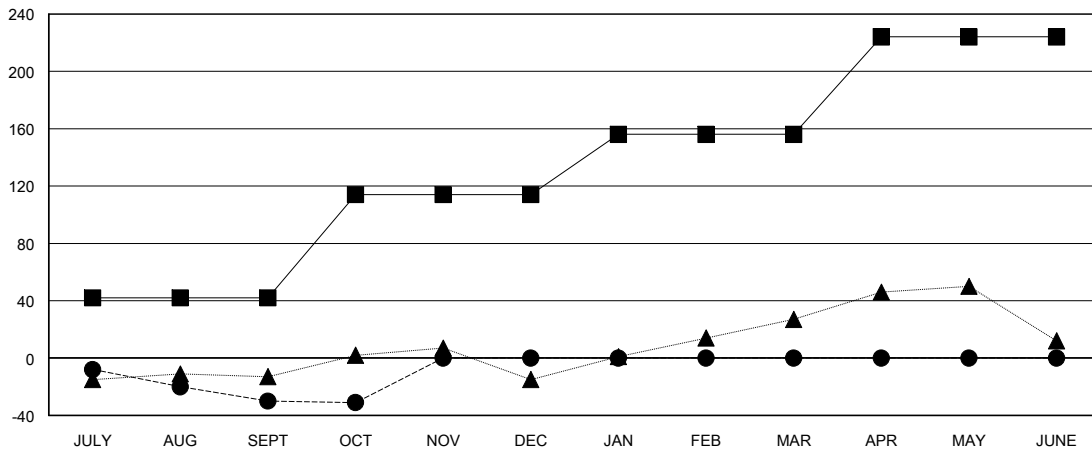
Clubs			
RESULTS FOR 2023-2024			
QUARTER	NEW CLUB GOAL	NEW CLUBS	DROPPED CLUBS
JULY/AUG/SEPT	0	0	0
OCT/NOV/DEC	1	0	0
JAN/FEB/MAR	0	0	0
APR/MAY/JUNE	0	0	0

Members			
RESULTS FOR 2023-2024			
QUARTER	MEMBER GROWTH NET GOAL	MEMBER GROWTH ACTUAL	DROPPED MEMBERS ACTUAL (including transfers)
JULY/AUG/SEPT	42	21	44
OCT/NOV/DEC	72	12	12
JAN/FEB/MAR	42	0	0
APR/MAY/JUNE	68	0	0

GOALS AND ACTUAL NEW CLUBS CUMULATIVE



GOALS AND ACTUAL MEMBERS CUMULATIVE



DROPPED CLUBS: 0	14 CLUBS OF 68 ADDED 1 OR MORE NEW MEMBERS	GENDER DISTRIBUTION MALE 944 (58.89%) FEMALE 659 (41.11%)
DROPPED MEMBERS DECEASED 9 CLUB CANCELLED 0 OTHER 48 TOTAL 57	CLICK HERE FOR CUMULATIVE MEMBERSHIP DATA	TOTAL FAMILY UNIT MEMBERS 318 FAMILY MEMBERS PAYING HALF DUES 164